

# Fall 2024 Preliminary Enrollment

---

Annalise Hale

Intern, Data and Advanced Analytics

Kentucky Council on Postsecondary Education

Chris Ledford

Director, Data and Advanced Analytics

Kentucky Council on Postsecondary Education



# Summary



## **Preliminary enrollment over the decade:**

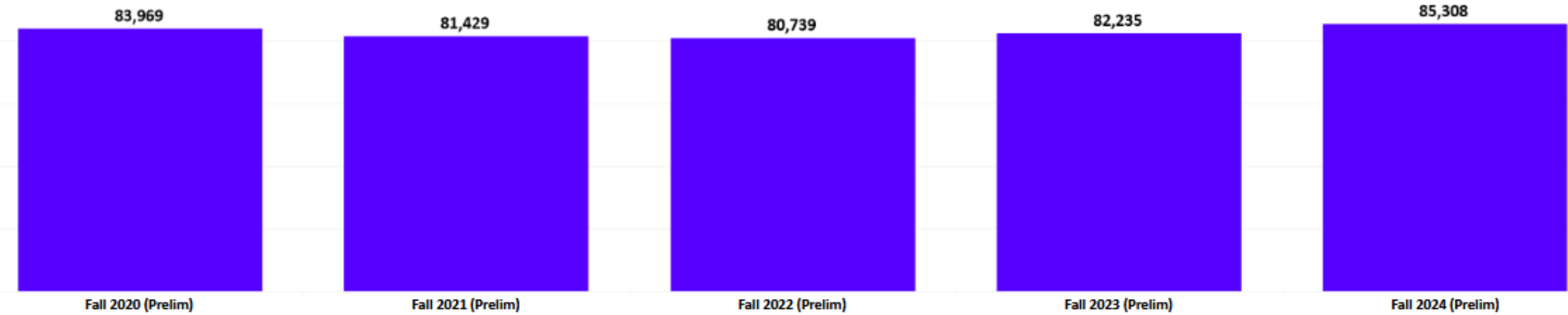
- Fall 2023 and Fall 2024 mark consecutive (and the only) years of credential-seeking enrollment growth.
- Fall 2023 and Fall 2024 mark consecutive (and the only) years of adult enrollment growth.
- Record first-time cohort.
- Record URM enrollment.
- Record dual credit enrollment.

# Four-Year Publics

# Credential-Seeking Undergraduate

Fall 2023	Fall 2024	
Enrollment Count	Enrollment Count	% Change
82,235	85,308	<b>3.7%</b>

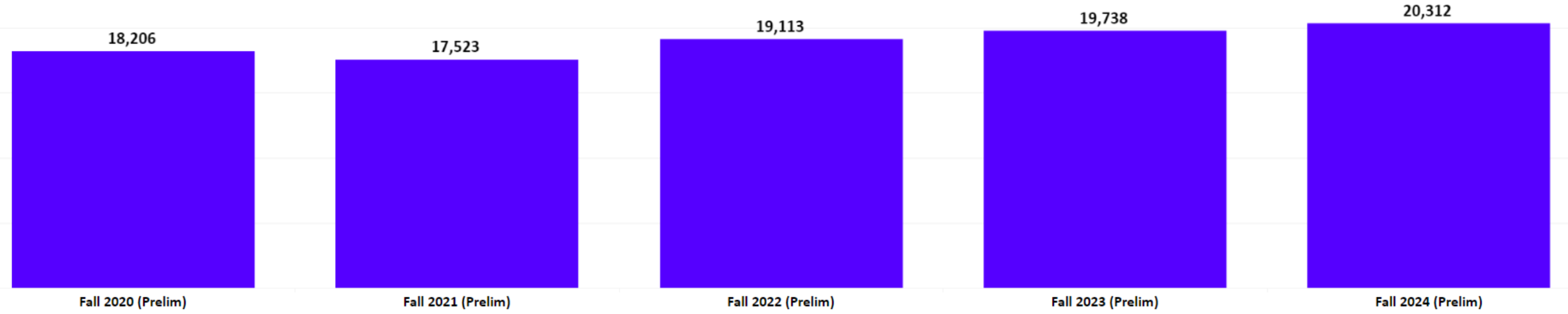
Fall 2020	Fall 2024	
Enrollment Count	Enrollment Count	% Change
83,969	85,308	<b>1.6%</b>



# First-Time Undergraduate

Fall 2023	Fall 2024	
Enrollment Count	Enrollment Count	% Change
19,738	20,312	<b>2.9%</b>

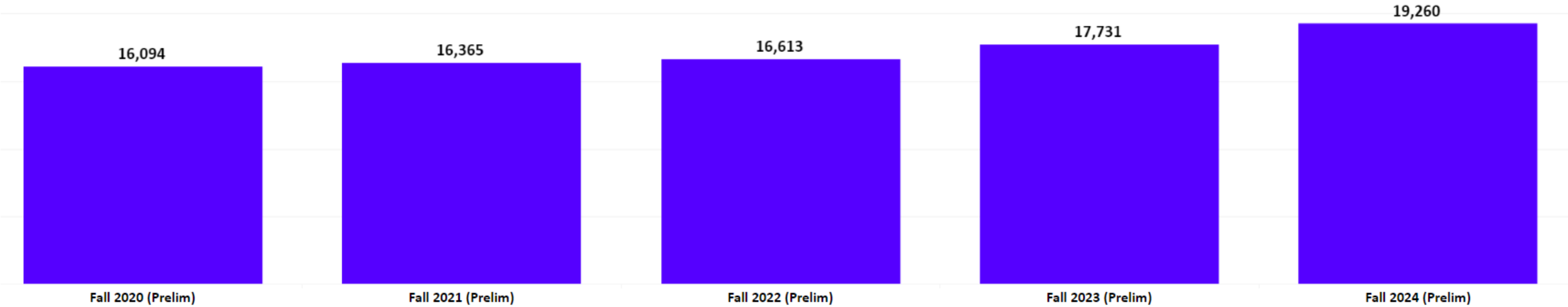
Fall 2020	Fall 2024	
Enrollment Count	Enrollment Count	% Change
18,206	20,312	<b>11.6%</b>



# Underrepresented Minority (URM) Undergraduate

Fall 2023	Fall 2024	
Enrollment Count	Enrollment Count	% Change
17,731	19,260	<b>8.6%</b>

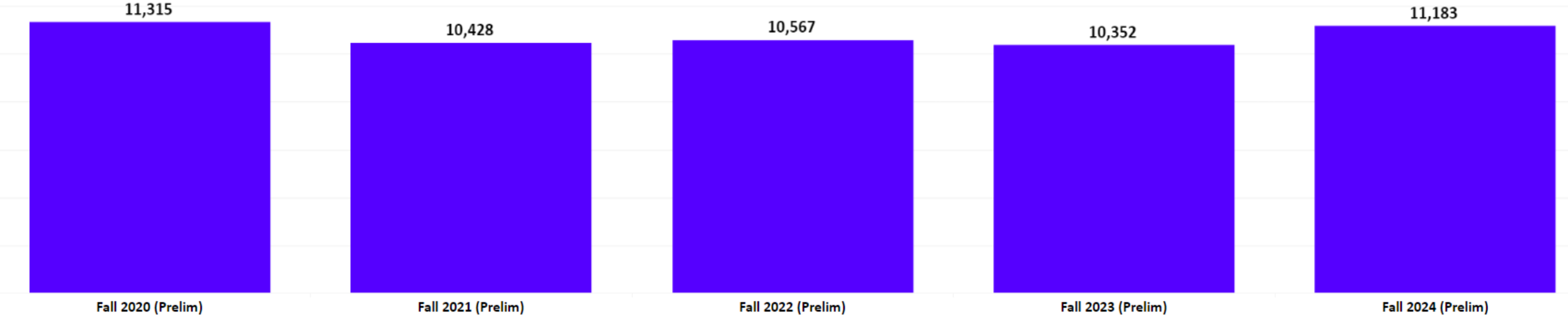
Fall 2020	Fall 2024	
Enrollment Count	Enrollment Count	% Change
16,094	19,260	<b>19.7%</b>



# Adult (Ages 25-64) Undergraduate

Fall 2023	Fall 2024	
Enrollment Count	Enrollment Count	% Change
10,352	11,183	<b>8.0%</b>

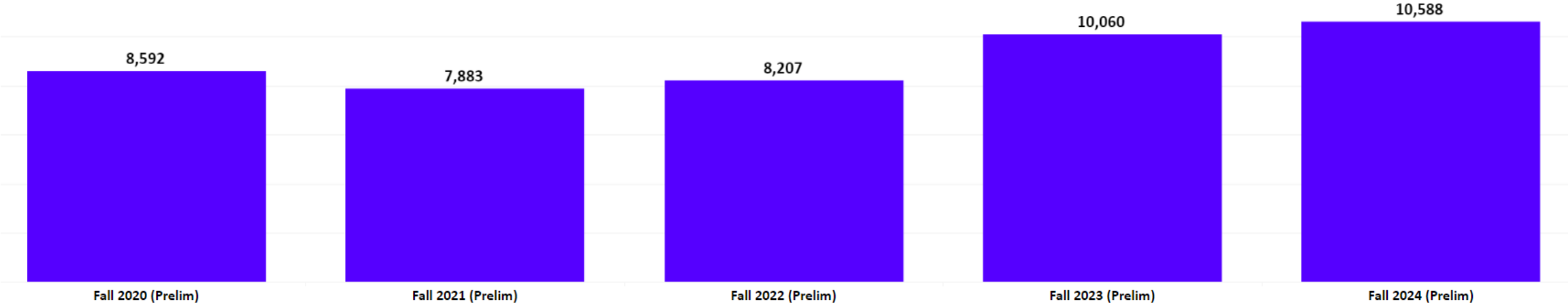
Fall 2020	Fall 2024	
Enrollment Count	Enrollment Count	% Change
11,315	11,183	<b>-1.2%</b>



# Dual Credit

Fall 2023	Fall 2024	
Enrollment Count	Enrollment Count	% Change
10,060	10,588	<b>5.3%</b>

Fall 2020	Fall 2024	
Enrollment Count	Enrollment Count	% Change
8,592	10,588	<b>23.2%</b>



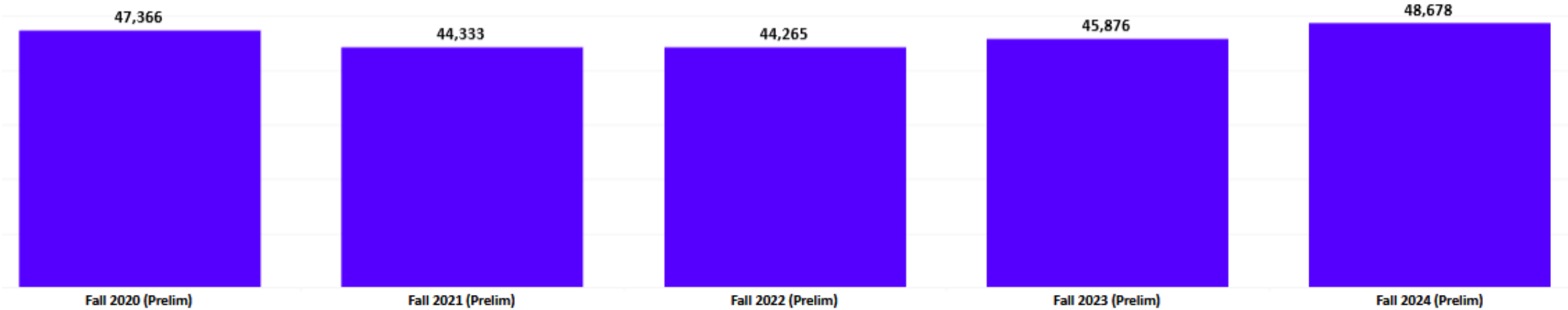


# 2-Year Publics

# Credential-Seeking Undergraduate

Fall 2023	Fall 2024	
Enrollment Count	Enrollment Count	% Change
45,876	48,678	<b>6.1%</b>

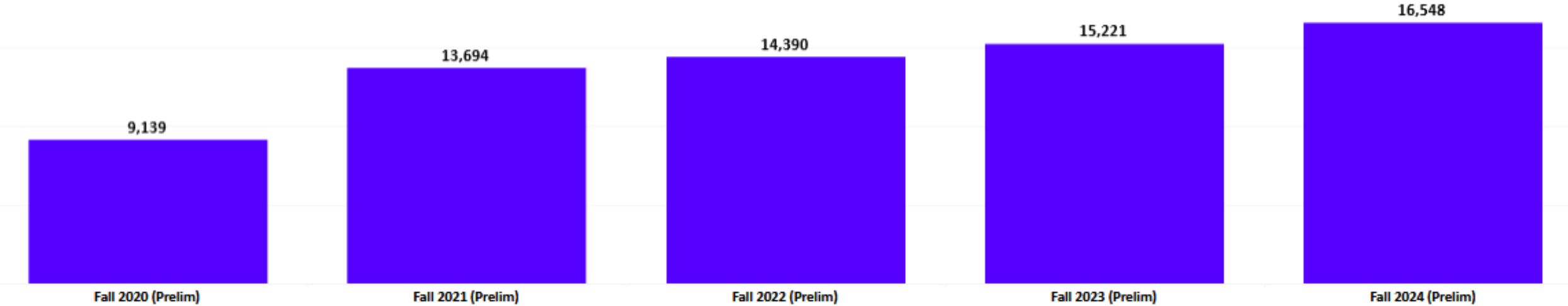
Fall 2020	Fall 2024	
Enrollment Count	Enrollment Count	% Change
47,366	48,678	<b>2.8%</b>



# First-Time Undergraduate

Fall 2023	Fall 2024	
Enrollment Count	Enrollment Count	% Change
15,221	16,548	<b>8.7%</b>

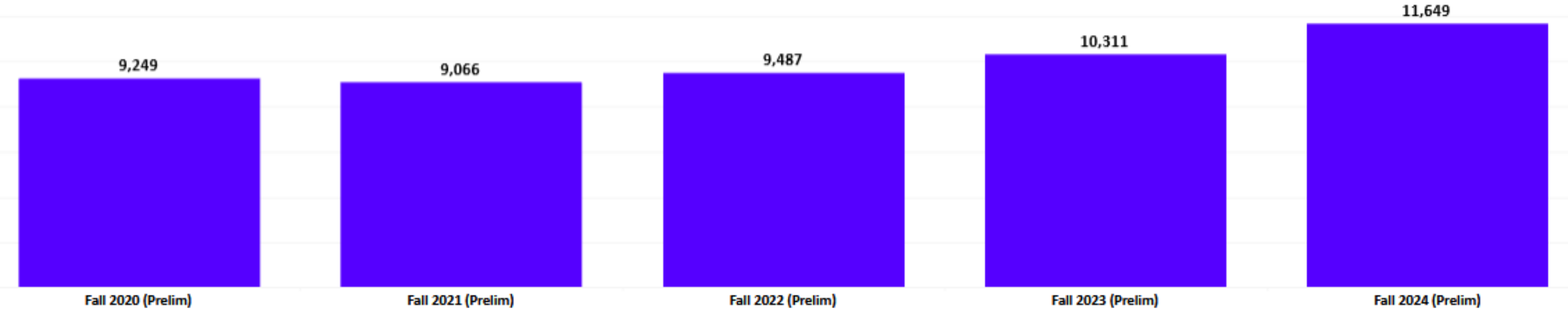
Fall 2020	Fall 2024	
Enrollment Count	Enrollment Count	% Change
9,139	16,548	<b>81.1%</b>



# Underrepresented Minority (URM) Undergraduate

Fall 2023	Fall 2024	
Enrollment Count	Enrollment Count	% Change
10,311	11,649	<b>13.0%</b>

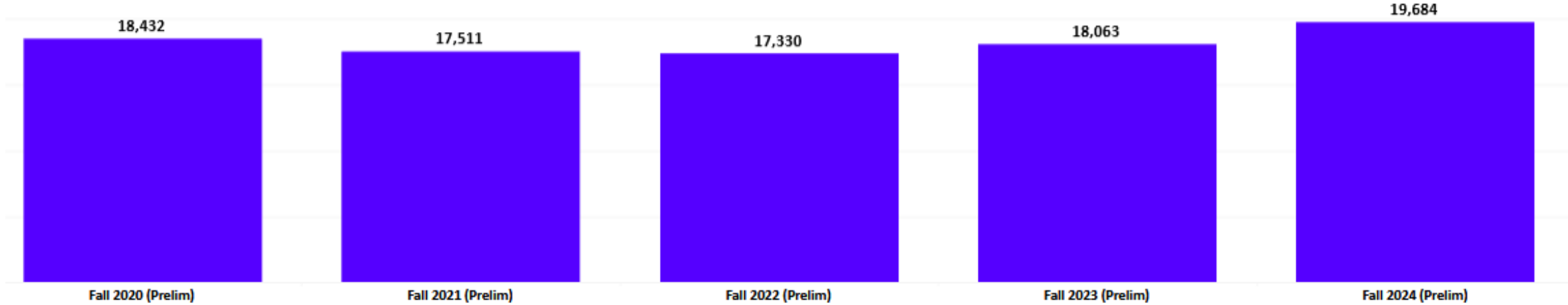
Fall 2020	Fall 2024	
Enrollment Count	Enrollment Count	% Change
9,249	11,649	<b>25.9%</b>



# Adults (Ages 25-64) Undergraduate

Fall 2023	Fall 2024	
Enrollment Count	Enrollment Count	% Change
18,063	19,684	<b>9.0%</b>

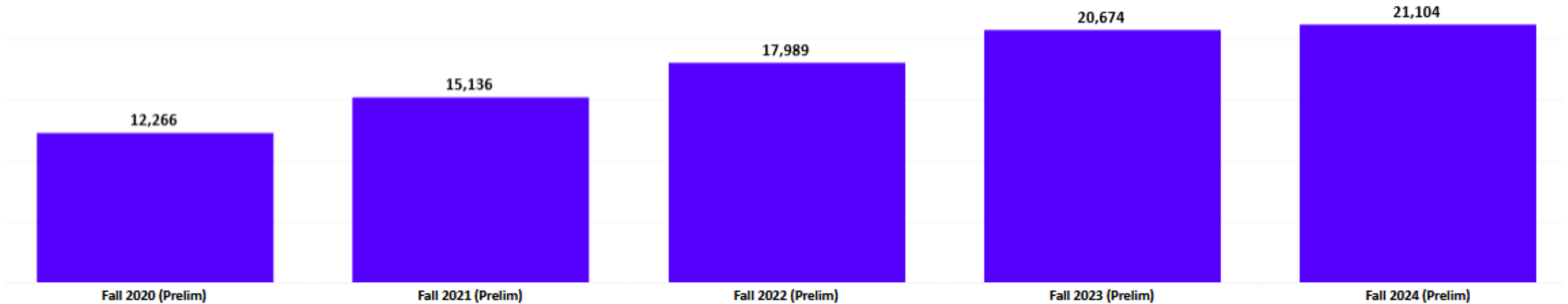
Fall 2020	Fall 2024	
Enrollment Count	Enrollment Count	% Change
18,432	19,684	<b>6.8%</b>



# Dual Credit

Fall 2023	Fall 2024	
Enrollment Count	Enrollment Count	% Change
20,674	21,104	<b>2.1%</b>

Fall 2020	Fall 2024	
Enrollment Count	Enrollment Count	% Change
12,266	21,104	<b>72.1%</b>



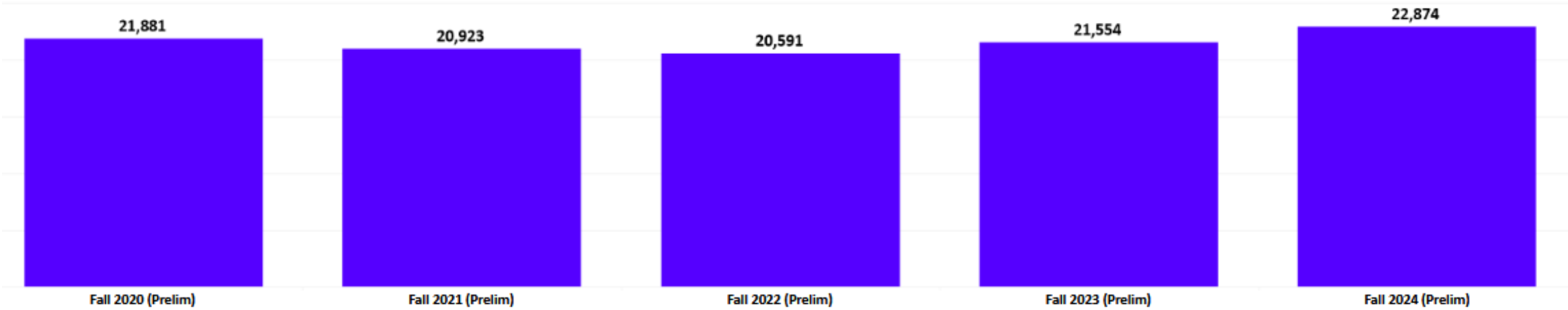
# AIKCU

***Note: Campbellsville and Centre removed. Awaiting corrected files.***

# Credential-Seeking Undergraduate

Fall 2023	Fall 2024	
Enrollment Count	Enrollment Count	% Change
21,554	22,874	<b>6.1%</b>

Fall 2020	Fall 2024	
Enrollment Count	Enrollment Count	% Change
21,881	22,874	<b>4.5%</b>

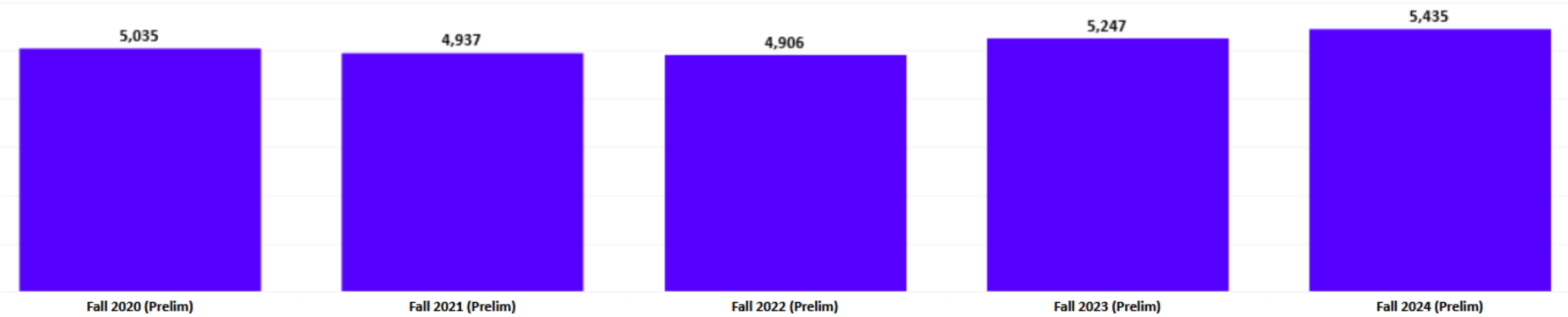




# First-Time Undergraduate

Fall 2023	Fall 2024	
Enrollment Count	Enrollment Count	% Change
5,247	5,435	<b>3.6%</b>

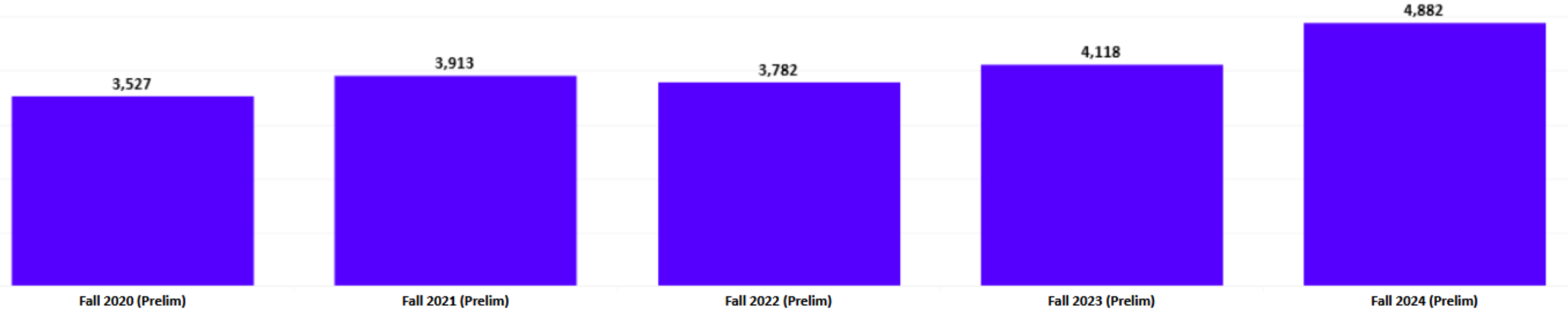
Fall 2020	Fall 2024	
Enrollment Count	Enrollment Count	% Change
5,035	5,435	<b>7.9%</b>



# Underrepresented Minority (URM) Undergraduate

Fall 2023	Fall 2024	
Enrollment Count	Enrollment Count	% Change
4,118	4,882	<b>18.6%</b>

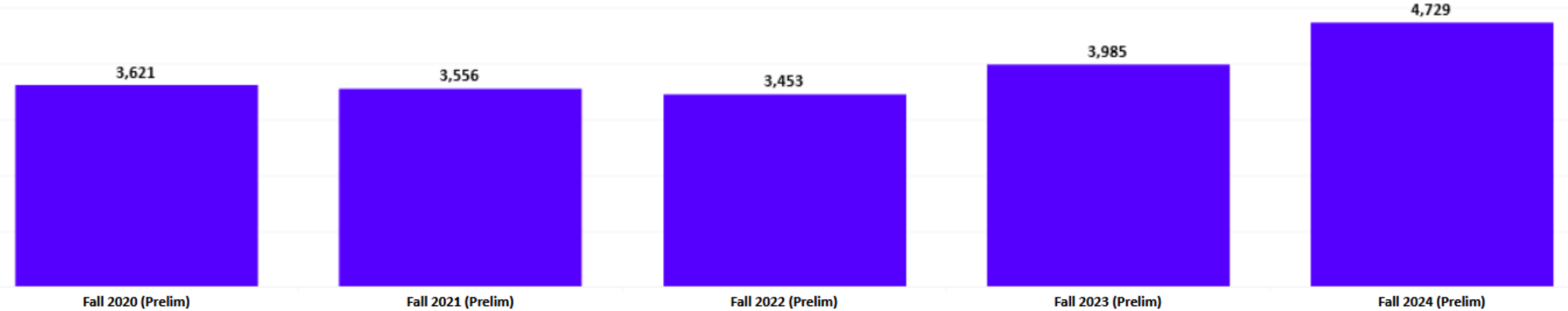
Fall 2020	Fall 2024	
Enrollment Count	Enrollment Count	% Change
3,527	4,882	<b>38.4%</b>



# Adult (Ages 25-64) Undergraduate

Fall 2023	Fall 2024	
Enrollment Count	Enrollment Count	% Change
3,985	4,729	<b>18.7%</b>

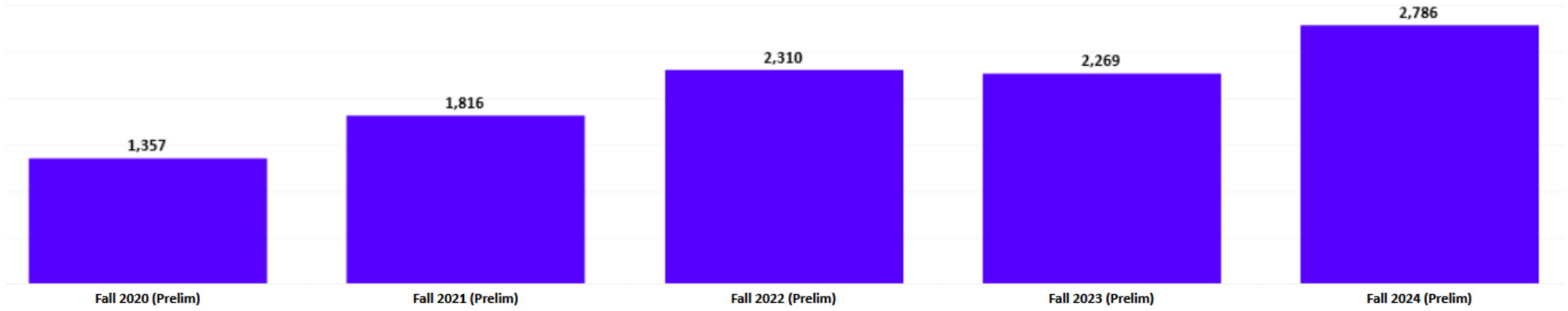
Fall 2020	Fall 2024	
Enrollment Count	Enrollment Count	% Change
3,621	4,729	<b>30.6%</b>



# Dual Credit

Fall 2023	Fall 2024	
Enrollment Count	Enrollment Count	% Change
2,269	2,786	<b>22.8%</b>

Fall 2020	Fall 2024	
Enrollment Count	Enrollment Count	% Change
1,357	2,786	<b>105.3%</b>

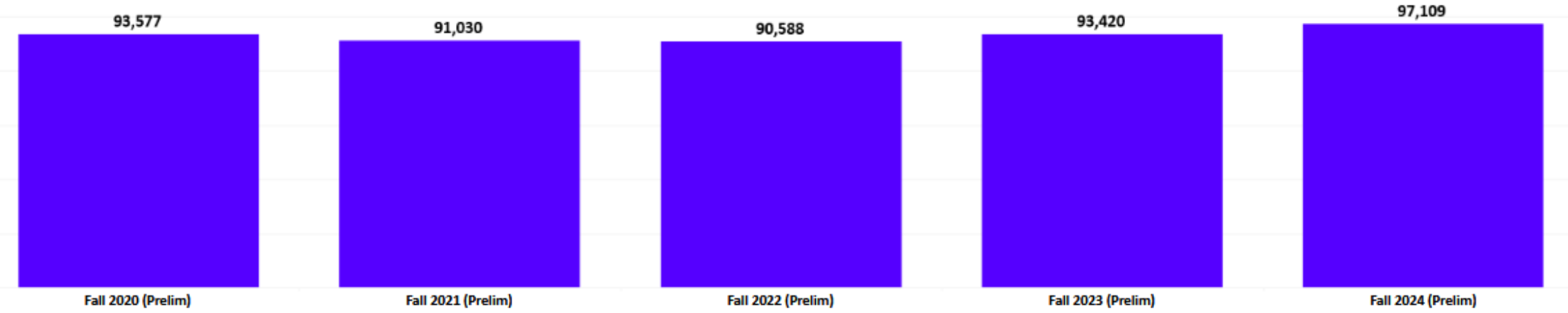


# The Big Picture

# Four-Year Public Undergraduate

Fall 2023	Fall 2024	
Enrollment Count	Enrollment Count	% Change
93,420	97,109	<b>3.9%</b>

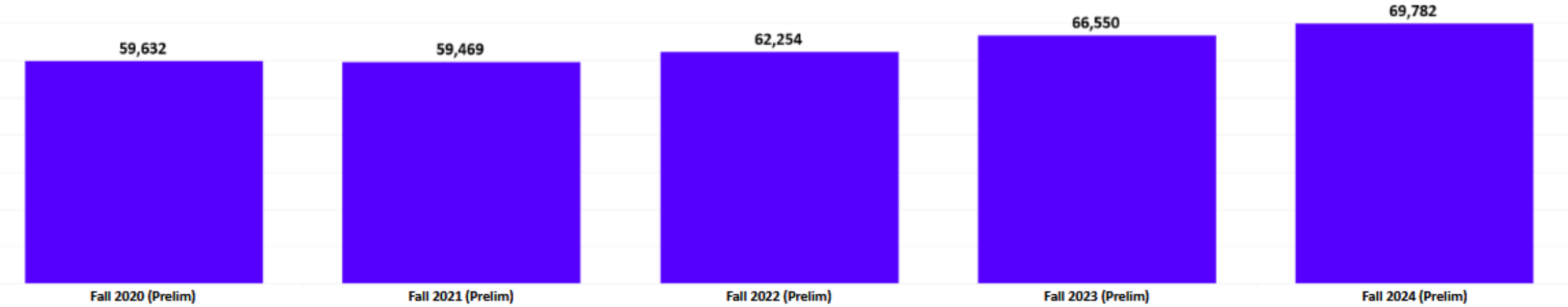
Fall 2020	Fall 2024	
Enrollment Count	Enrollment Count	% Change
93,577	97,109	<b>3.8%</b>



# Two-Year Public Undergraduate (Excludes Workforce)

Fall 2023	Fall 2024	
Enrollment Count	Enrollment Count	% Change
66,550	69,782	<b>4.9%</b>

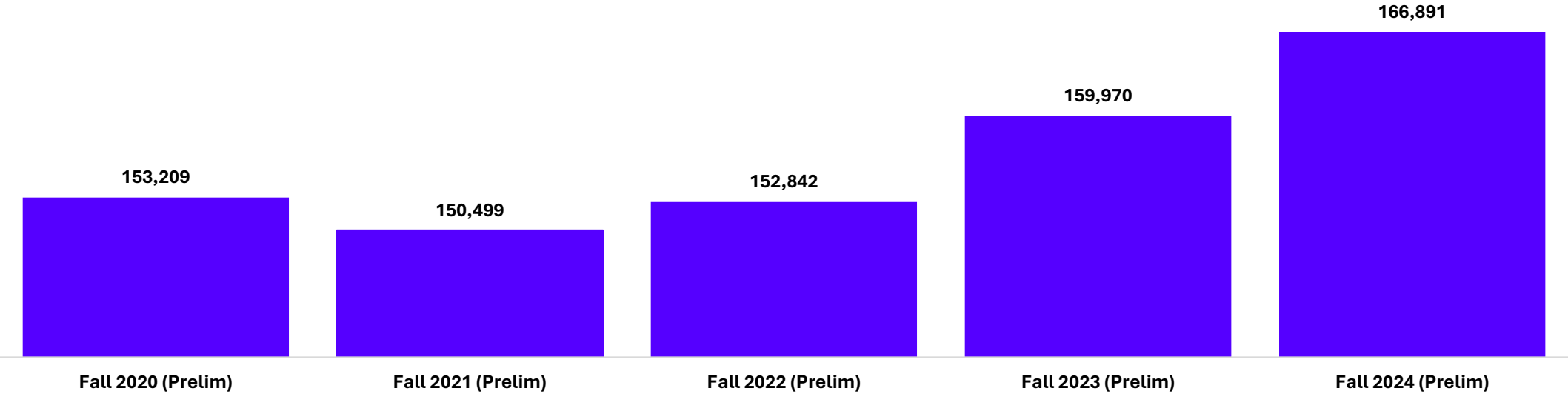
Fall 2020	Fall 2024	
Enrollment Count	Enrollment Count	% Change
59,632	69,782	<b>17.0%</b>



# Total Public Undergraduate (Excludes KCTCS Workforce)

Fall 2023	Fall 2024	
Enrollment Count	Enrollment Count	% Change
159,970	166,981	<b>4.3%</b>

Fall 2020	Fall 2024	
Enrollment Count	Enrollment Count	% Change
153,209	166,891	<b>8.9%</b>





**Thank you!**